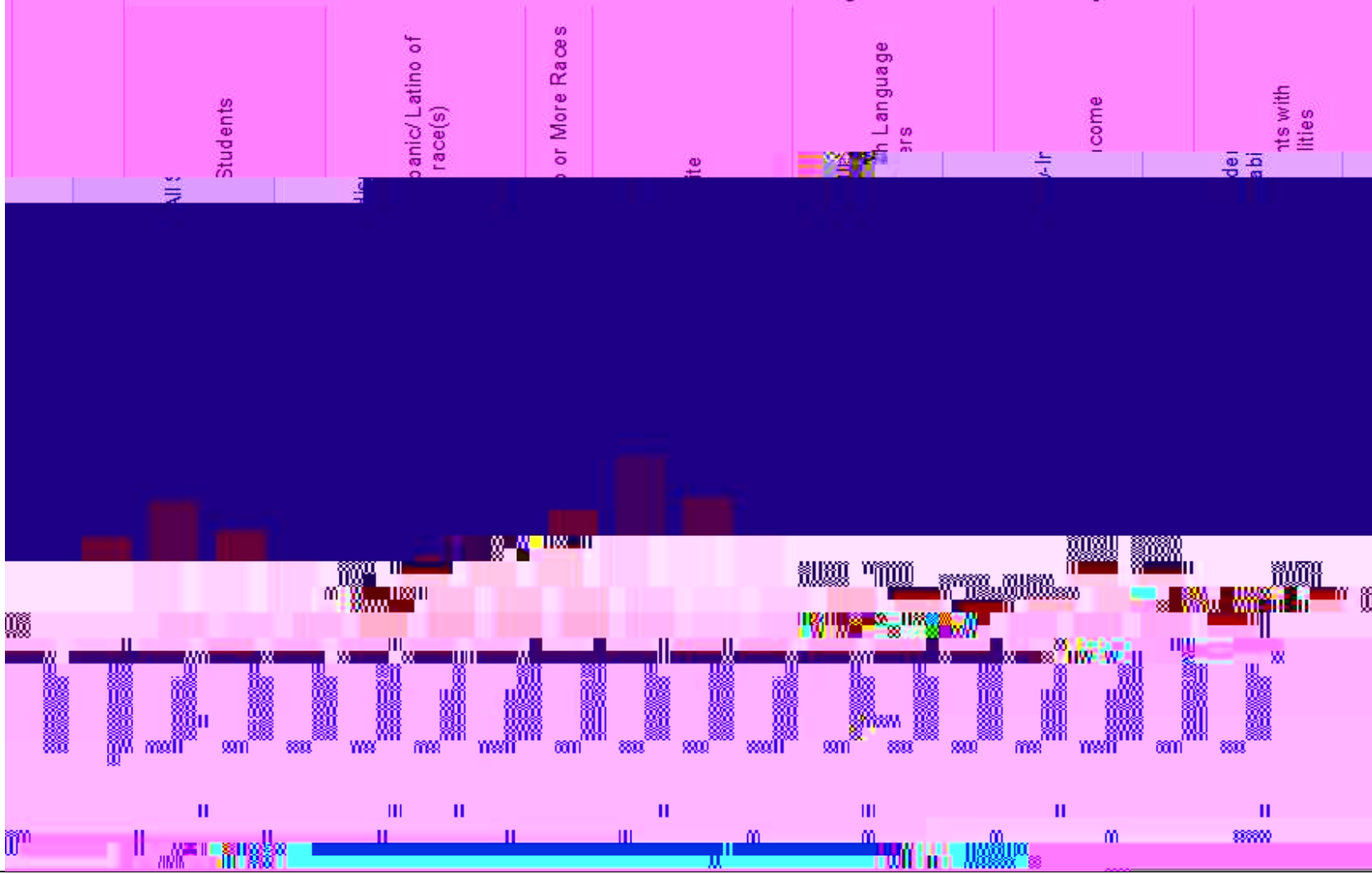



Roosevelt Elementary School

Overall Framework Score by Student Group



Roosevelt




- 1. What professional learning and support have you identified that the school's staff (eg, administrators, educators, counselors, paraprofessionals, support staff, etc) need to strengthen the implementation of evidence based practices for both teaching and learning as well as intervention supports (eg, positive behavior interventions)?**

We will continue to prioritize monthly half day collaboration for grade level teams, with stronger focus on assessment practices and universal design for learning. Our district professional learning calendar has increased opportunities for our staff to come together monthly for facilitated professional learning. This learning will focus on the development of a wide range of assessment practices. Our reading specialists will be in our building full time, as will our ML specialists. This will allow for more consistent collaboration and access for students targeted for this support.

- 2. What professional learning and support have you already implemented that is proving to be powerful and effective? What are your metrics for identifying them as successful?**

We have had month tu f fd

7.



Student progress on assessments
Who will monitor the progress of this overaching ? Administration Pedagogical Leadership Team
When/how often will they monitor progress toward this overaching ? Quarterly

What data will be used to determine the extent to which the school is on track to meet this overarching goal? What does the school expect to see mid-year to know if they are on track to meet the overarching goal?

Attendance data

By mid-year, students will have increased percentage of days attended from previous school year:

Who will monitor the progress of this overarching goal?

Administrators

Counselor

Front Office Staff

When/how often will they monitor progress toward this overarching goal?

